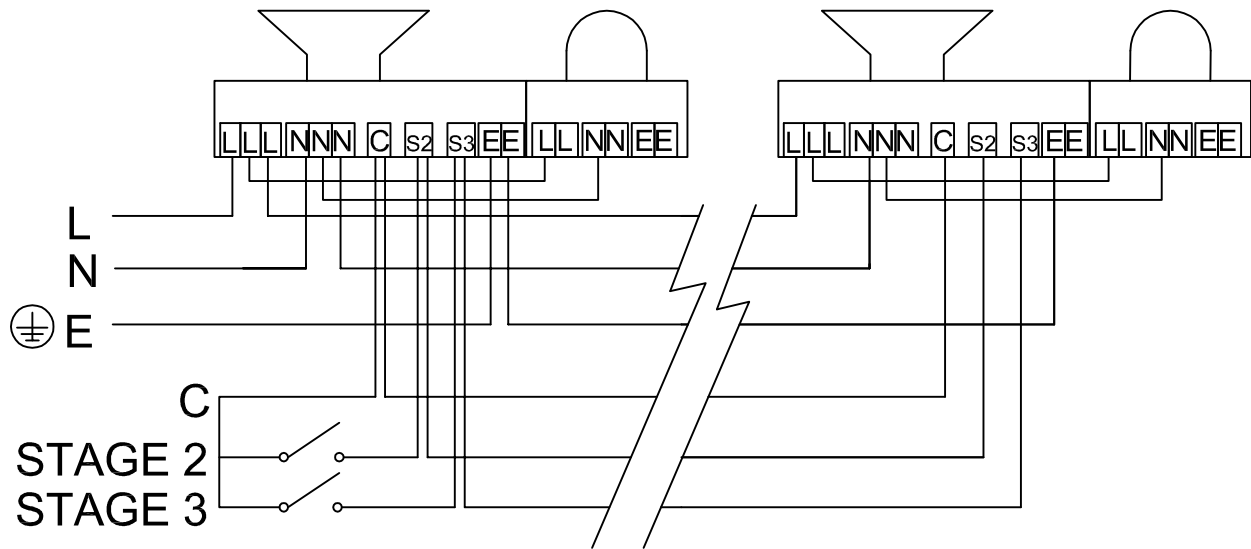
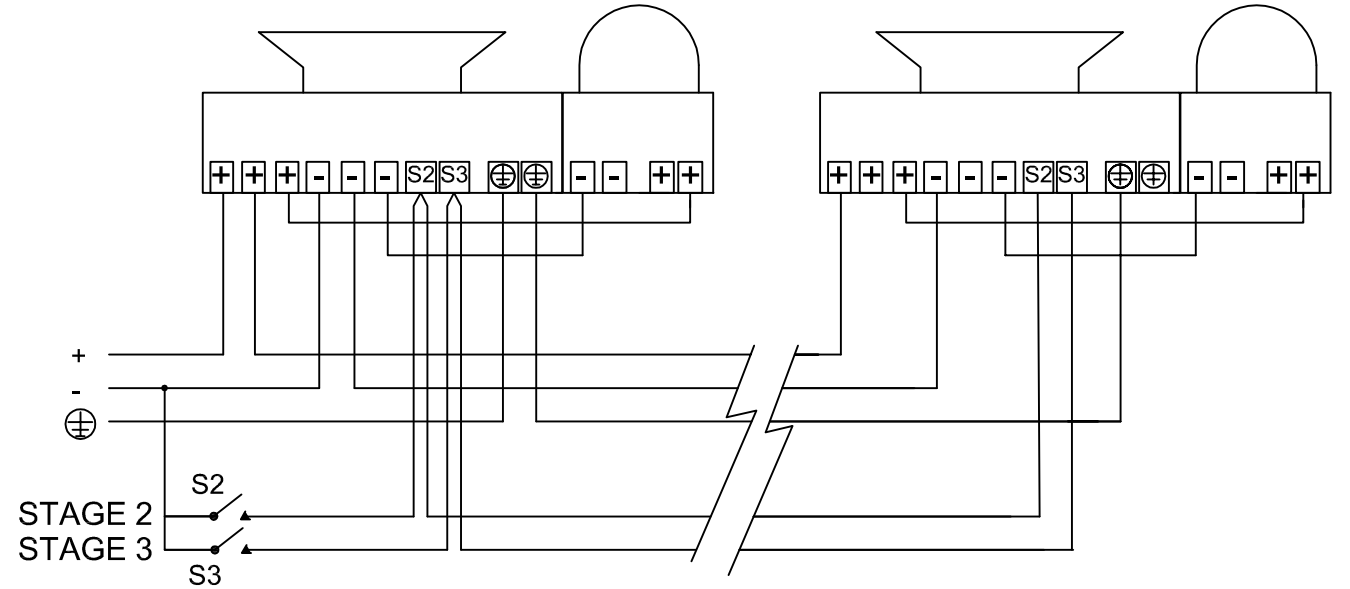


NOTES:  
CUSTOMER SUPPLIED SWITCHES  
TO ACTIVATE STAGE 4 ON THE SOUNDER, POWER STAGE 2 & STAGE 3 SIMULTANEOUSLY

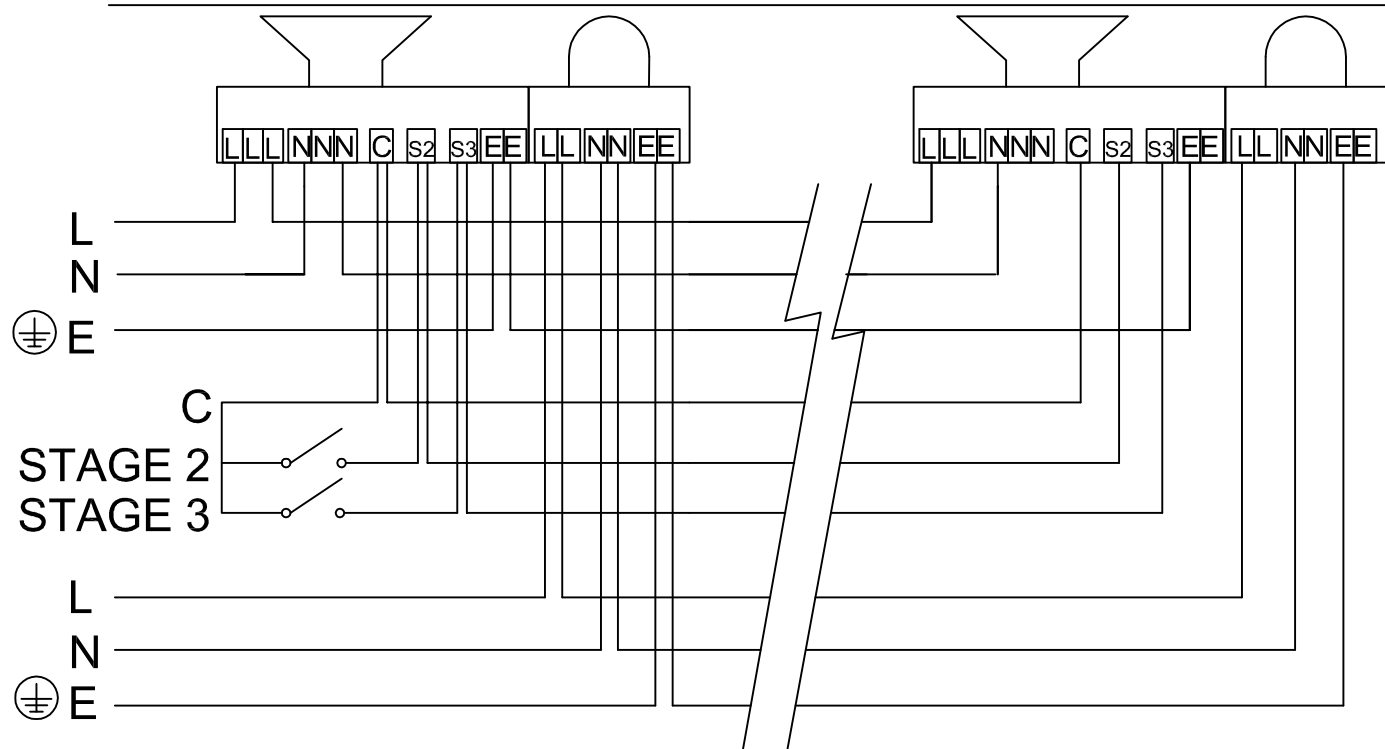
ISSUE	MOD No.	REASON - INITIAL - DATE
1		INTRODUCTION RSR 02-01-2020



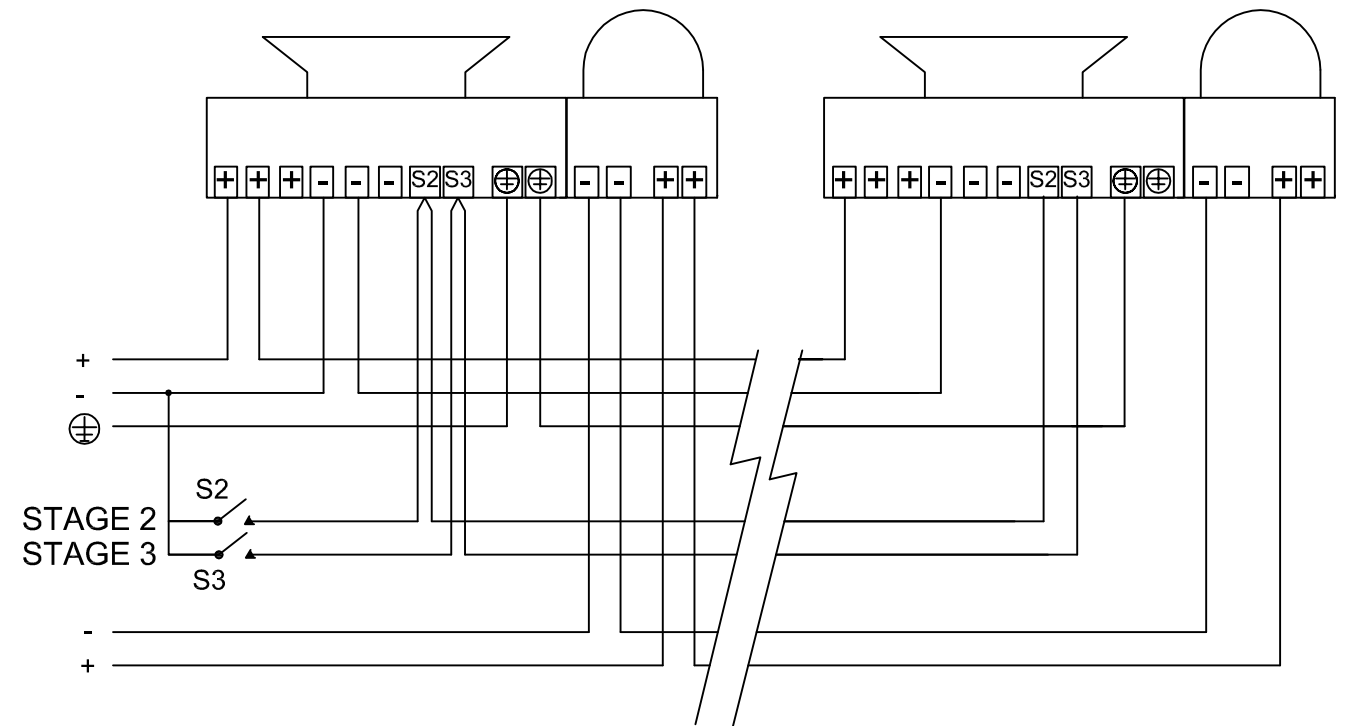
AC - SIMULTANEOUSLY POWERED SOUNDER & BEACON



DC - SIMULTANEOUSLY POWERED SOUNDER & BEACON



AC - INDEPENDENTLY POWERED SOUNDER & BEACON



DC - INDEPENDENTLY POWERED SOUNDER & BEACON

DRAWING TO BS8888:2000  
GEOMETRIC TOLERANCES TO ISO1101:1983  
LINEAR DIMENSIONAL TOLS  $\pm 0.35\text{mm}$   
ANGULAR DIMENSIONAL TOLS  $\pm 2^\circ$

DRAWN  
R.S. RAIT  
DATE  
27-06-2019

CHECKED  
B. ISARD  
DATE  
27-06-2019

APPROVED  
R.N.POTTS  
DATE  
27-06-2019

STANDARDS

D2x

SURFACE FINISH

WEIGHT (Kg)

MATERIAL

ALTERNATIVE MATERIAL

THIS DRAWING AND ANY INFORMATION OR DESCRIPTIVE  
MATTER THEREIN IS COMMUNICATED IN CONFIDENCE AND IS  
THE COPYRIGHT PROPERTY OF EUROPEAN SAFETY SYSTEMS  
LTD. NEITHER THE WHOLE OR ANY EXTRACT MAY BE  
DISCLOSED, LOANED, COPIED OR USED FOR MANUFACTURING  
OR TENDERING PURPOSES WITHOUT THEIR WRITTEN  
CONSENT.

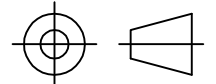


EUROPEAN SAFETY SYSTEMS LTD.  
AS PER LATEST DATE OF ISSUE SHOWN ABOVE



EUROPEAN SAFETY SYSTEMS LTD  
IMPRESS HOUSE  
MANSELL ROAD  
ACTON  
LONDON W3 7QH  
WWW.E2S.COM

ALL DIMENSIONS IN MM  
IF IN DOUBT, ASK -  
DO NOT SCALE



A3

TITLE  
D2xC2X05 & D2xC2X10  
COMBINED BEACON & SOUNDER WIRING DIAGRAM

SCALE

NTS

SHEET

1 OF 2

DRAWING NUMBER

D211-06-601